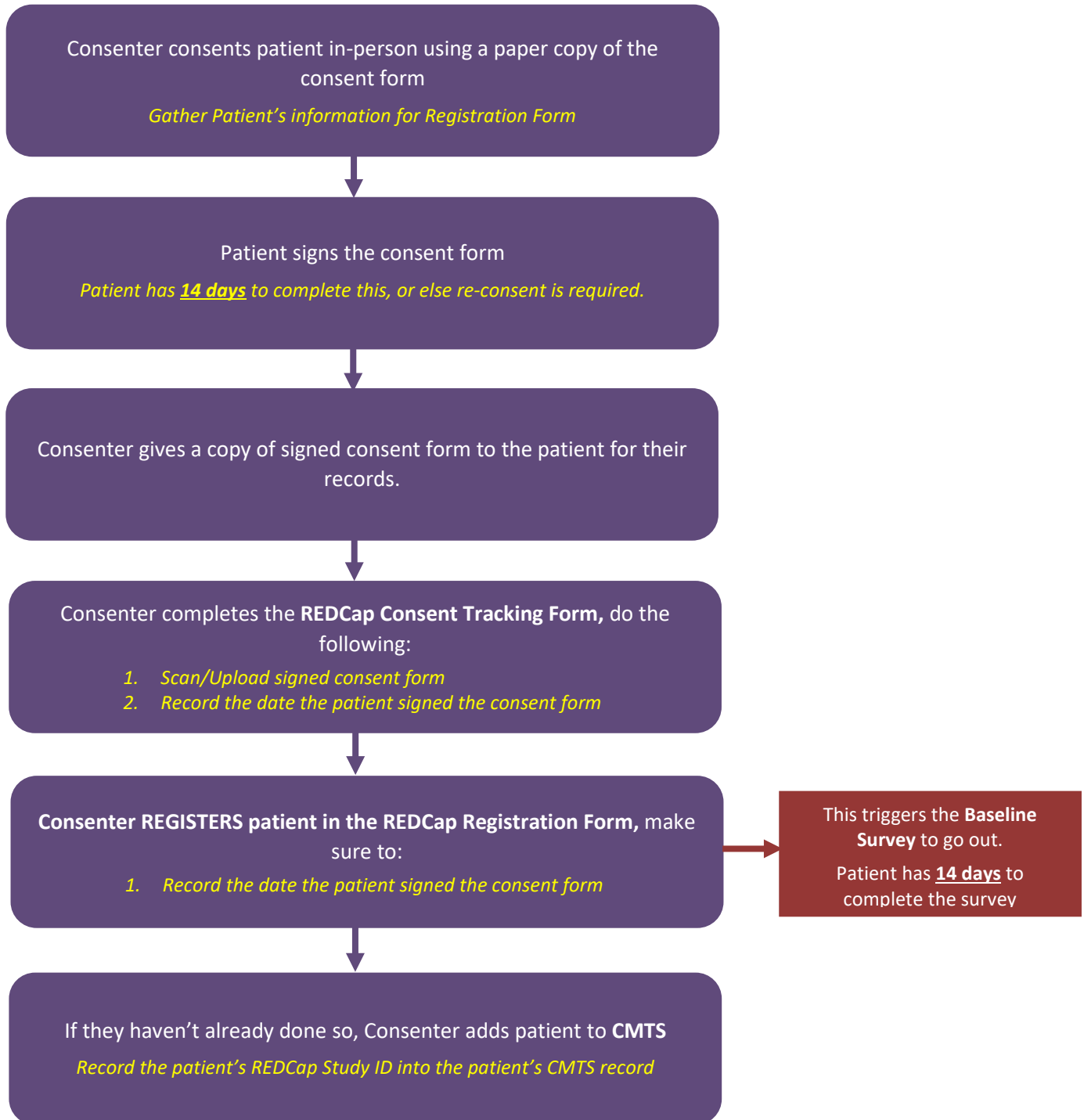


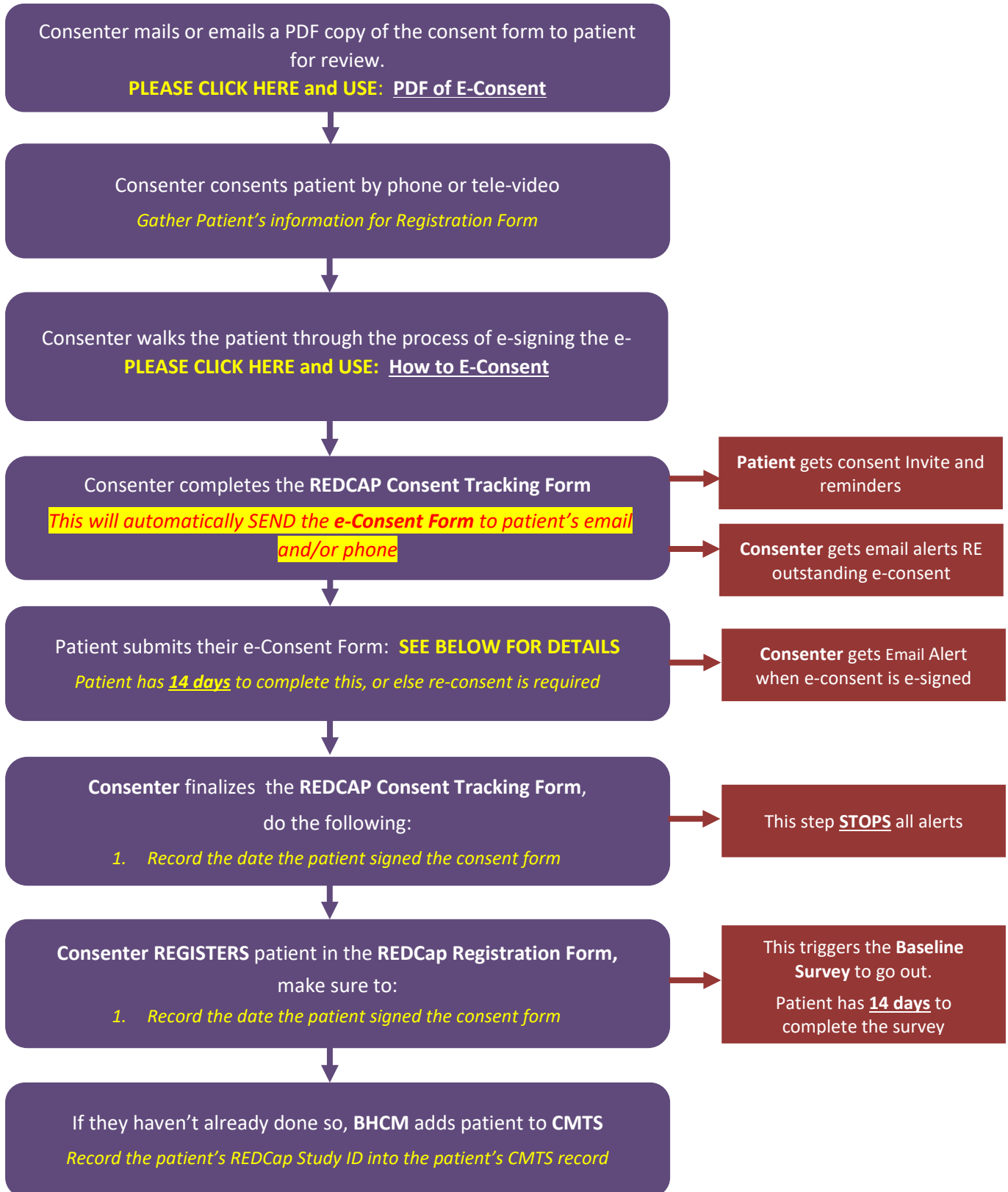
CHAMP Consenting Workflows

Below are 2 workflows that show how to consent patients into CHAMP, choose whichever process works best for you, your clinic, and your patient.

Consenting In-Person: Use a *Paper Consent Form*

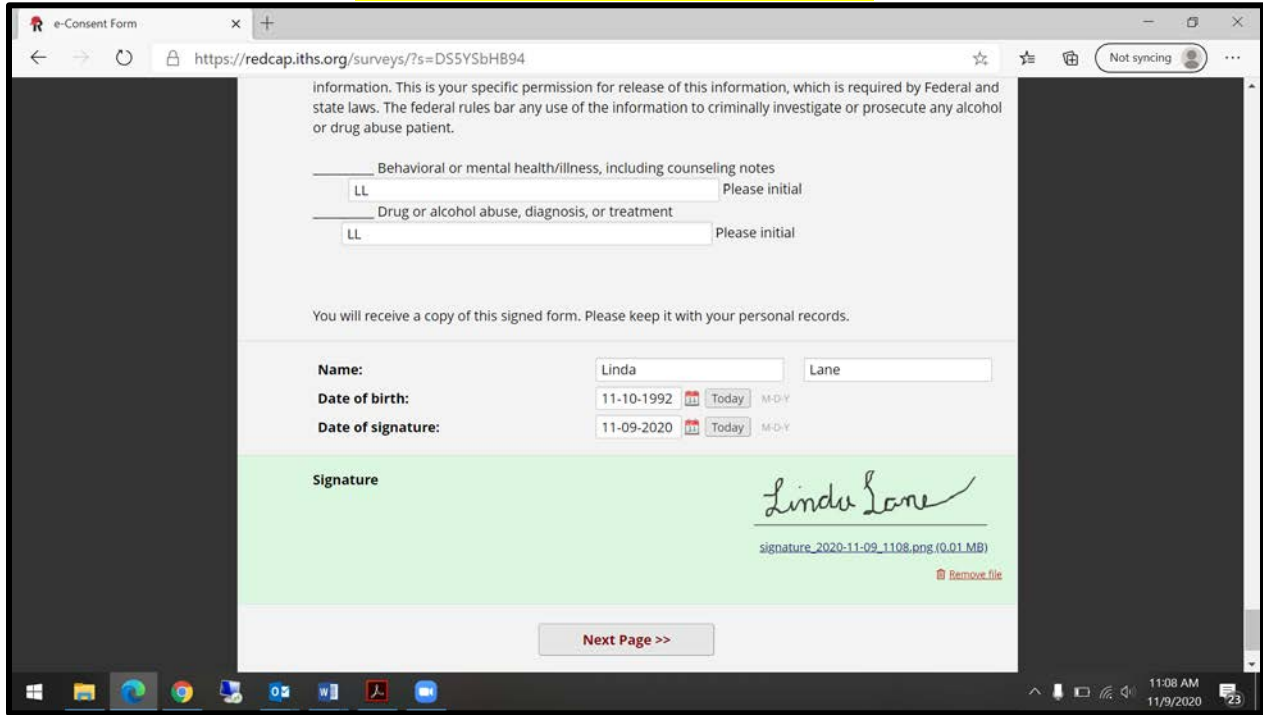


Consenting Over the Phone or Tele-Video: Use an e-Consent Form.



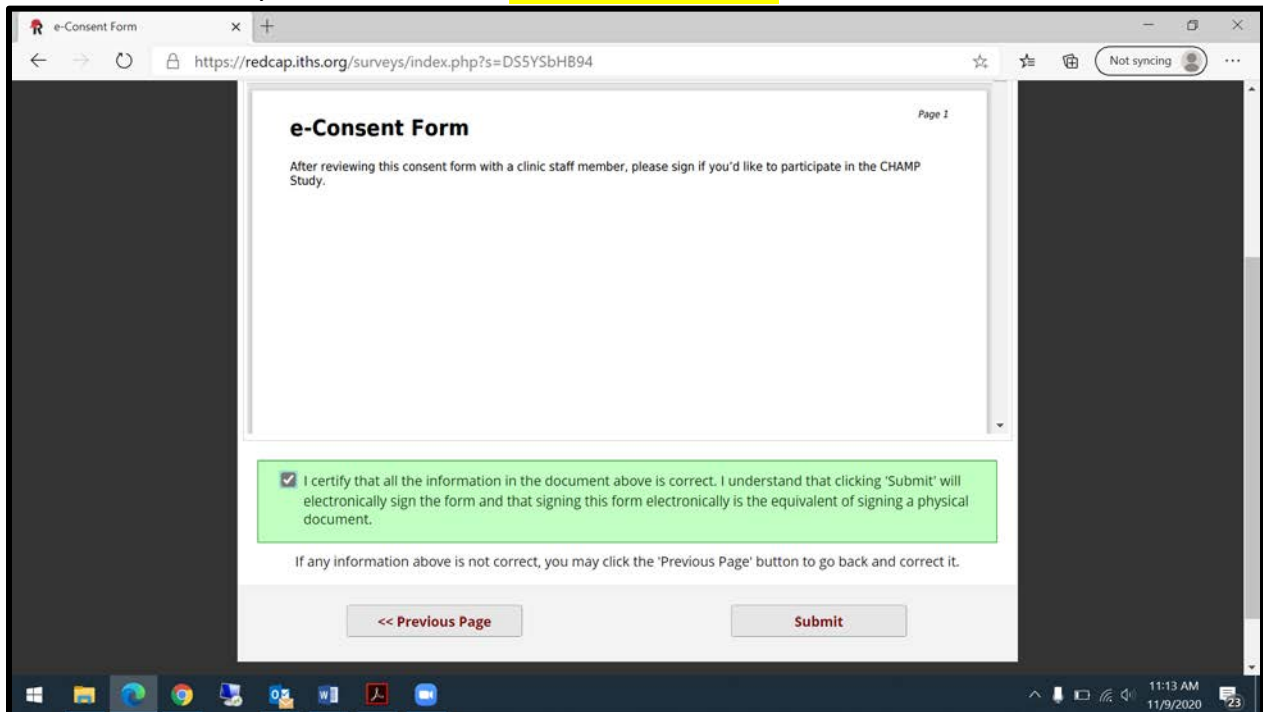
LAST TWO PAGES OF THE PATIENT e-CONSENT FORM

1. Once THE PATIENT signs the e-consent and the HIPAA form (both) – they will reach the bottom of the Form, at this point **they must click the “Next Page” button.**



The screenshot shows a web browser window displaying the 'e-Consent Form' page. The URL is <https://redcap.iths.org/surveys/?s=D55YSbHB94>. The form contains several text input fields for initials (LL) and dates (11-10-1992, 11-09-2020). A signature field is highlighted in green, showing a handwritten signature 'Linda Lane' and a file name 'signature_2020-11-09_1108.png (0.01 MB)'. A 'Remove file' button is visible next to the signature. At the bottom of the form, there is a 'Next Page >>' button. The system tray at the bottom right shows the time as 11:08 AM on 11/9/2020.

2. **IMPORTANT:** To submit the Form the patient **must click the checkbox** certifying that the information they shared is correct. **Then click “Submit”.**



The screenshot shows the second page of the 'e-Consent Form'. The URL is <https://redcap.iths.org/surveys/index.php?s=D55YSbHB94>. The page title is 'e-Consent Form' and it is labeled 'Page 2'. The text reads: 'After reviewing this consent form with a clinic staff member, please sign if you'd like to participate in the CHAMP Study.' Below this, there is a green box containing a checked checkbox and the text: 'I certify that all the information in the document above is correct. I understand that clicking 'Submit' will electronically sign the form and that signing this form electronically is the equivalent of signing a physical document.' Below the green box, it says: 'If any information above is not correct, you may click the 'Previous Page' button to go back and correct it.' At the bottom of the form, there are two buttons: '<< Previous Page' and 'Submit'. The system tray at the bottom right shows the time as 11:13 AM on 11/9/2020.