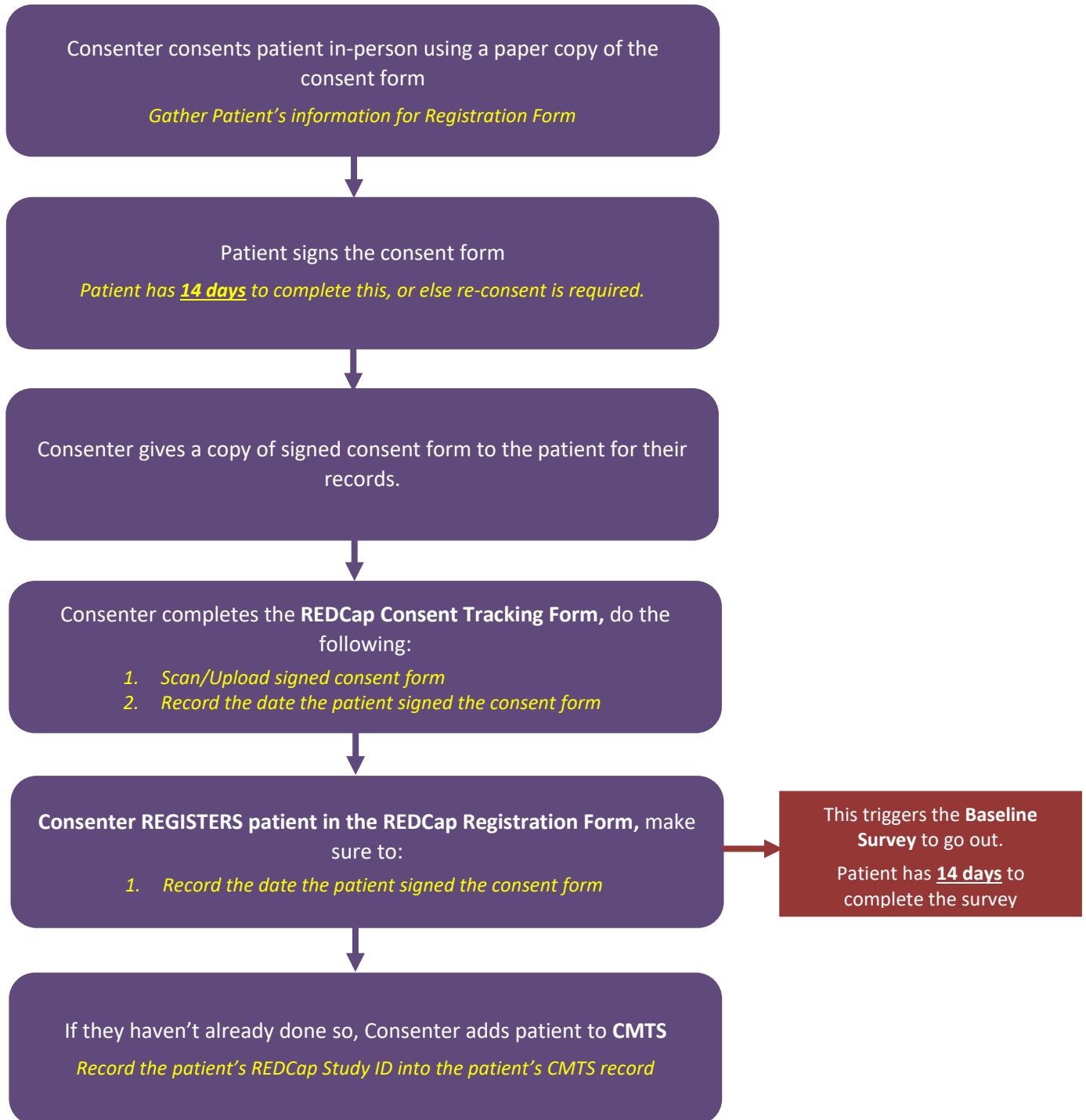


Emory CHAMP Consenting Workflows

Below are 2 workflows that show how to consent patients into CHAMP, choose whichever process works best for you, your clinic, and your patient.

Consenting In-Person: Use a *Paper Consent Form*

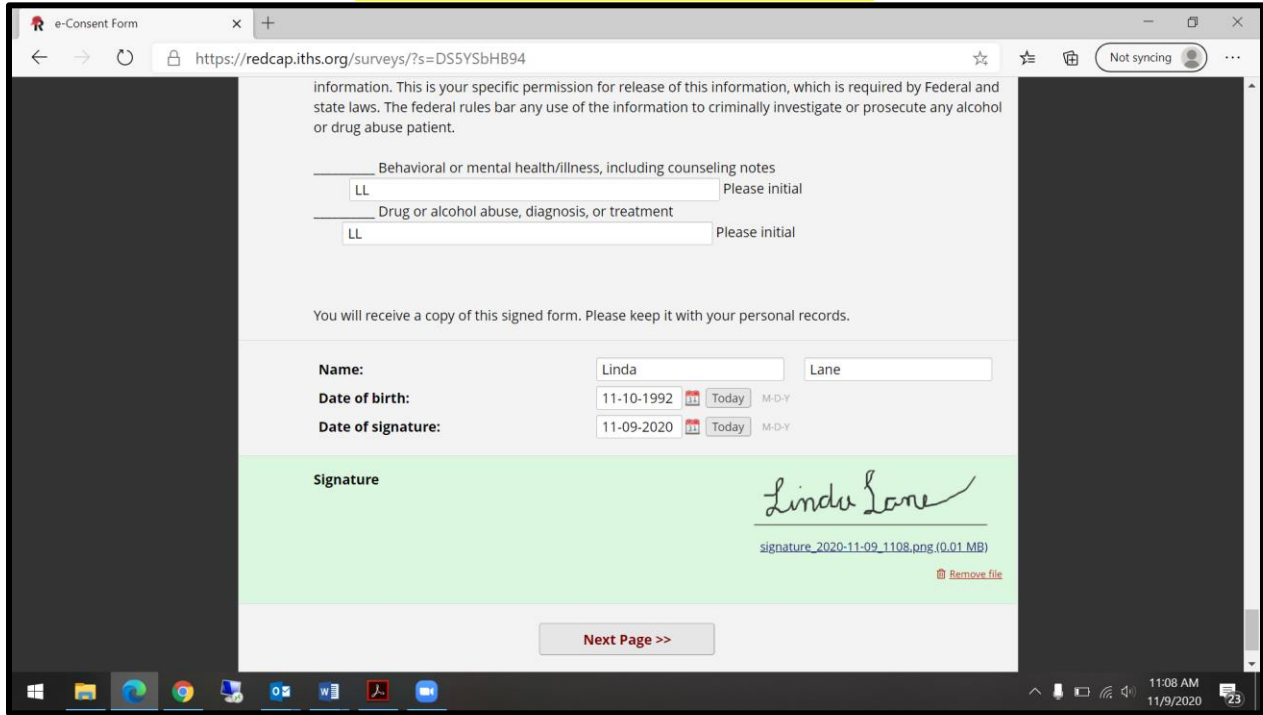


Consenting Over the Phone or Tele-Video: Use an e-Consent Form.



LAST TWO PAGES OF THE PATIENT e-CONSENT FORM

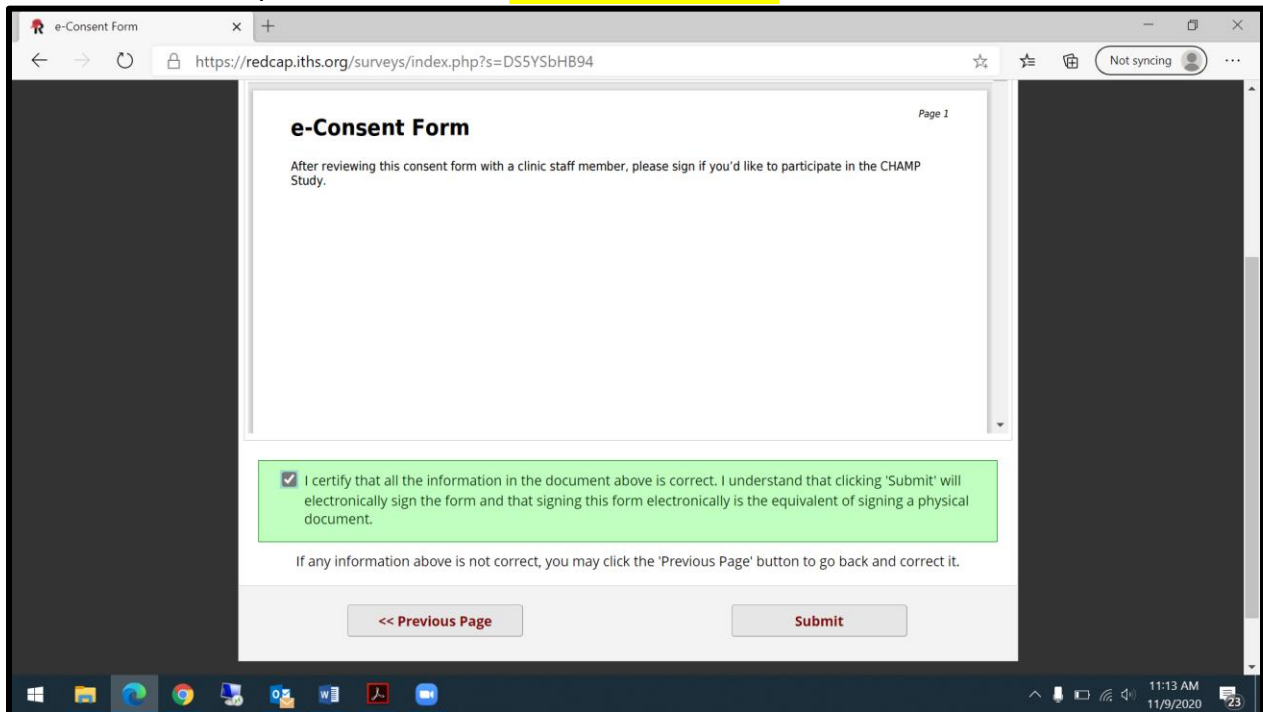
1. Once THE PATIENT signs the e-consent and the HIPAA form (both) – they will reach the bottom of the Form, at this point **they must click the “Next Page” button.**



The screenshot shows a web browser window displaying the 'e-Consent Form' at the URL <https://redcap.iths.org/surveys/?s=D55YSbHB94>. The form contains the following fields and elements:

- Information text: "information. This is your specific permission for release of this information, which is required by Federal and state laws. The federal rules bar any use of the information to criminally investigate or prosecute any alcohol or drug abuse patient."
- Behavioral or mental health/illness, including counseling notes: Input field with "LL" and "Please initial".
- Drug or alcohol abuse, diagnosis, or treatment: Input field with "LL" and "Please initial".
- Text: "You will receive a copy of this signed form. Please keep it with your personal records."
- Name: Input fields for "Linda" and "Lane".
- Date of birth: Input field with "11-10-1992" and "Today" (M-D-Y).
- Date of signature: Input field with "11-09-2020" and "Today" (M-D-Y).
- Signature: A green box containing a handwritten signature "Linda Lane" and a file name "signature_2020-11-09_1108.png (0.01 MB)" with a "Remove file" link.
- Next Page >> button.

2. **IMPORTANT:** To submit the Form the patient **must click the checkbox** certifying that the information they shared is correct. **Then click “Submit”.**



The screenshot shows a web browser window displaying the 'e-Consent Form' at the URL <https://redcap.iths.org/surveys/index.php?s=D55YSbHB94>. The form contains the following elements:

- Page 1 header.
- e-Consent Form title.
- Text: "After reviewing this consent form with a clinic staff member, please sign if you'd like to participate in the CHAMP Study."
- Green box with a checked checkbox and text: "I certify that all the information in the document above is correct. I understand that clicking 'Submit' will electronically sign the form and that signing this form electronically is the equivalent of signing a physical document."
- Text: "If any information above is not correct, you may click the 'Previous Page' button to go back and correct it."
- << Previous Page button.
- Submit button.